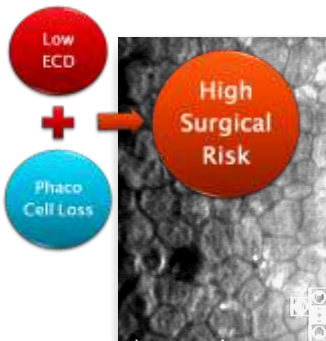


5 Great Reasons to Own a Konan Specular Microscope

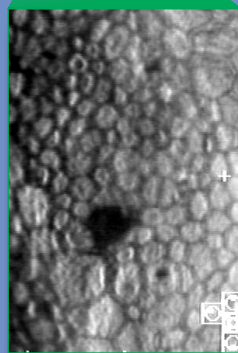
Premium IOL Patients Expect Premium Outcomes



Find Low Cell Density / Compromised Corneas Before an Unhappy Outcome


1

Konan Customers Continue to See Surprising New Corneal Disease



2

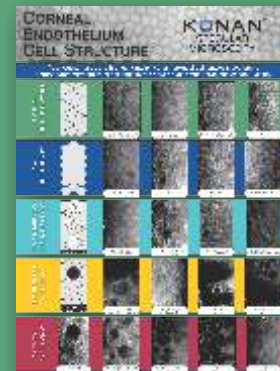
Phakic IOLs Require FDA Mandated Endothelial Cell Density Assessments



Konan: Simple to Use, Powerful Clinical Evidence

3

CellScreen™, In-Office Training, Web-Enabled Advanced Clinical Resources, and Serious Tools for Clinical Trials Only from Konan



4

Konan Customers Report Better Diagnostics for CL Problems & Higher Conversion to High DK Lenses



Testimonials - our customers say it better than we can:
<https://GOO.GL/fbtwS>

5

